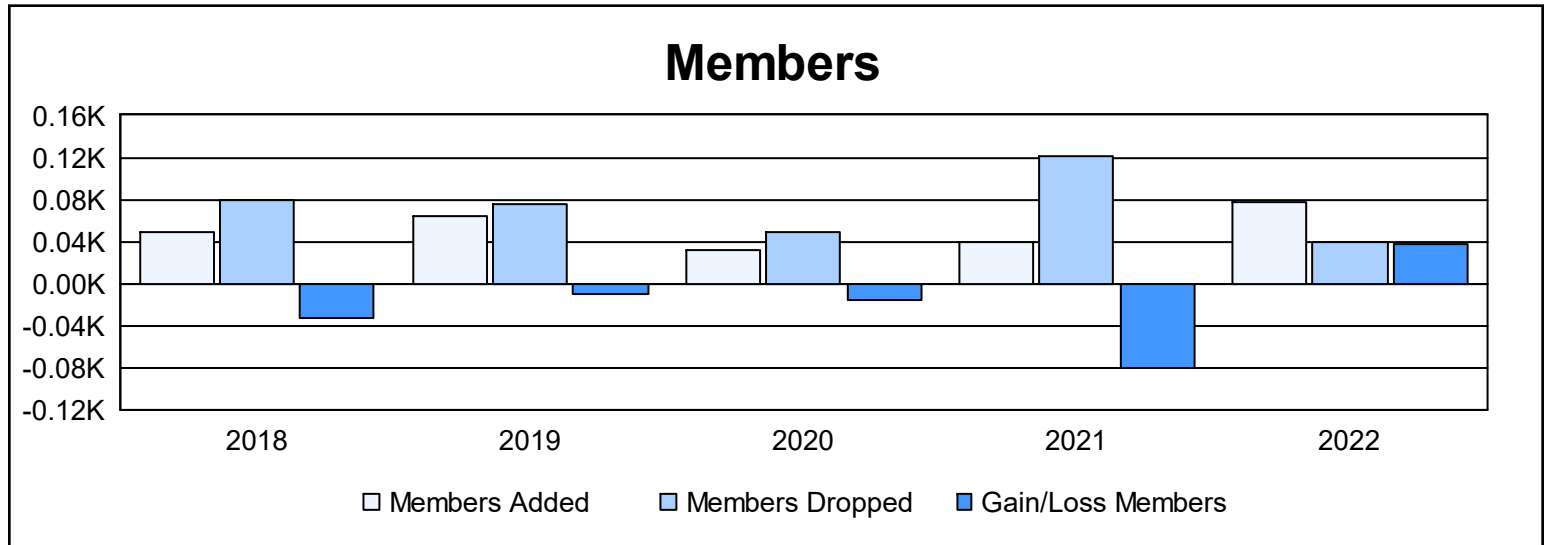
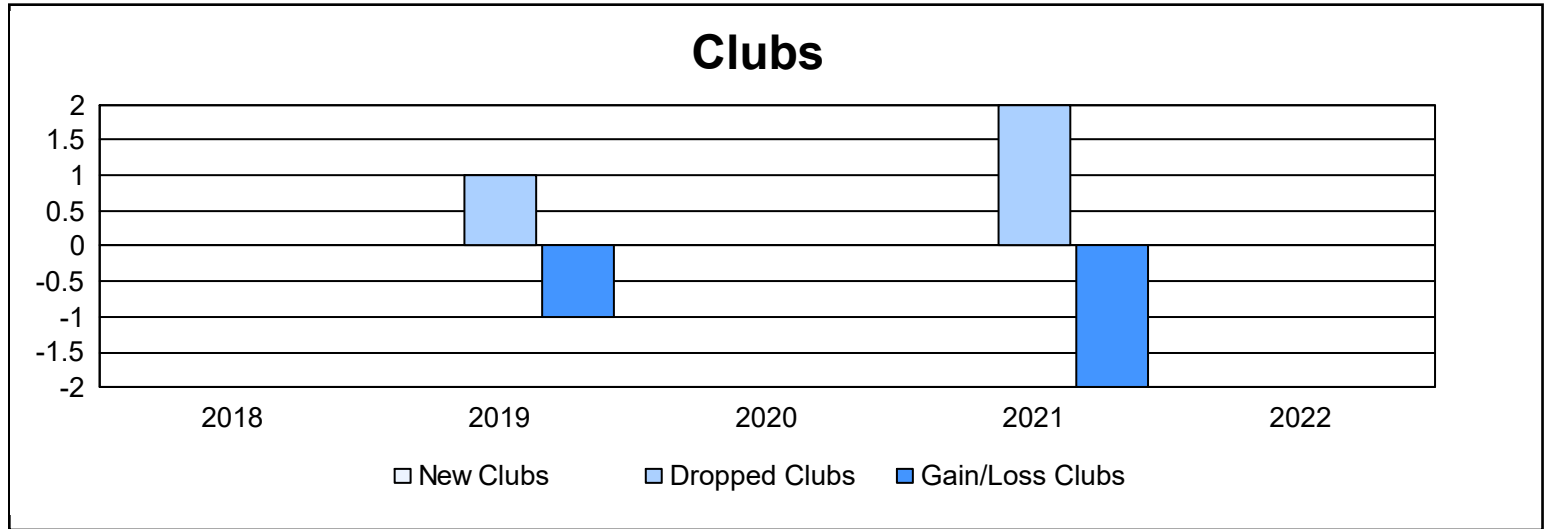
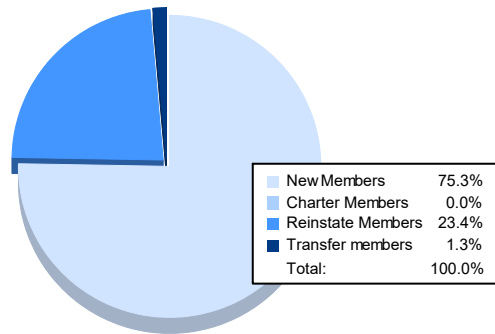


| Year | New Clubs | Dropped Clubs | Gain/ Loss Clubs | New Members | Charter Members | Reinstate Members | Transfer Members | Total Member Added | Total Members Dropped | Gain/ Loss Members |
|----------------|-----------|---------------|------------------|-------------|-----------------|-------------------|------------------|--------------------|-----------------------|--------------------|
| 2017-2018 | 0 | 0 | 0 | 43 | 0 | 1 | 4 | 48 | 80 | -32 |
| 2018-2019 | 0 | 1 | -1 | 59 | 0 | 4 | 1 | 64 | 75 | -11 |
| 2019-2020 | 0 | 0 | 0 | 32 | 0 | 0 | 0 | 32 | 48 | -16 |
| 2020-2021 | 0 | 2 | -2 | 34 | 0 | 3 | 3 | 40 | 121 | -81 |
| 2021-2022 | 0 | 0 | 0 | 58 | 0 | 18 | 1 | 77 | 39 | 38 |
| Average | 0 | 1 | -1 | 45 | 0 | 5 | 2 | 52 | 73 | -20 |



Membership Composition June 2022 Cumulative



Gender Composition June 2022 Cumulative

